



# MINCO SILVER CORPORATION

TSX:MSV OTCQX: MISVF

April 2018

# Forward Looking Statement

Except for the statements of historical fact, the information contained herein is forward looking nature. Forward looking information includes, but is not limited to, statements with respect to the future price of minerals and the effects thereof, the timing and amount of estimated capital expenditures, the estimation of mineral reserves and resources, the realization of mineral reserve estimates, costs and timing of proposed activities, plans and budgets for and expected results of exploration and/or production activities, exploration and/or production and permitting time-lines, requirements for additional capital, government regulation of mining operations, environmental risks and reclamation obligations and expenses. This forward looking information is based on certain assumptions that Minco Silver Corporation (the "Company") believes are reasonable, including that the current price of and demand for minerals being targeted by the Company will be sustained or will improve, that the Company's current programs and objectives can be achieved, that general business and economic conditions will not change in a material adverse manner, that financing will be available if and when needed on reasonable terms and that the Company will not experience any material accident, labour dispute, or failure of plant or equipment. Such forward looking information involves known and unknown risks, uncertainties and other factors which may cause the actual results, performance or achievement of the Company to be materially different from any future results, performance or achievements expressed or implied by statements containing forward looking information. Such factors include, among others, results of exploration and development activities; our historical experience with development-stage mining operations; regulatory changes; possible variations in reserves, grades or recovery rates; availability of materials and equipment; timeliness of government approvals; changes in commodity prices, particularly silver prices; general economic, market and business conditions; unanticipated environmental impacts on operations; the availability of capital on acceptable terms; and the other factors discussed in the section of the Annual Information Form of the Company dated March 31, 2017 (the "AIF") entitled "Risk Factors" filed with Canadian securities regulators and available at [www.sedar.com](http://www.sedar.com).

Certain information contained in this presentation concerning the industry and market in which the Company operates has been obtained from publicly available information from third party sources. The Company has not verified the accuracy or completeness of any information contained in such publicly available information. In addition, the Company has not determined if there has been any omission by any such third party to disclose any facts, information or events which may have occurred prior to or subsequent to the date as of which any such information became publicly available or which may affect the significance or accuracy of any information contained in any such information and summarized herein.

Although the Company has attempted to identify important factors that could cause actual results to differ materially, there may be other factors that cause results not to be as anticipated, estimated or intended. There can be no assurance that statements containing forward looking information will prove to be accurate as actual results and future events could differ materially from those anticipated in such statements. Accordingly, readers should not place undue reliance on statements containing forward looking information. Except as required under applicable securities legislation, the Company does not intend, and does not assume any obligation, to update this forward looking information.

Further information is available in the Company's publicly filed documents available elsewhere on this website and on SEDAR at [www.sedar.com](http://www.sedar.com), including but not limited to: the NI 43-101 technical report dated May 8, 2009 and titled "Technical Report and Updated Resource Estimate on the Changkeng Gold Property Guangdong Province, China", the technical report dated October 23, 2009 entitled "Fuwan Silver Project Feasibility Study Technical Report" prepared by Jianhui (John) Huang, P.Eng., S. Byron V. Stewart, Pe.Eng., Aleksander (Sasha) Živkovic, P.Eng., Scott Cowie, B.Eng., MAuSIMM and Eugene Puritch, P.Eng. (the "Technical Report").

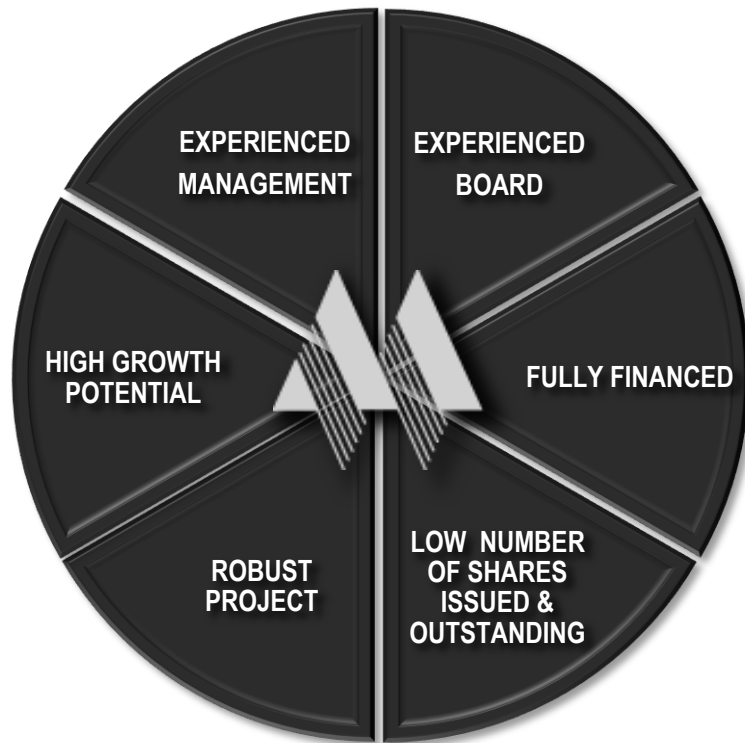
Wayne Spilsbury, a director of the Company, is a member of the Association of Professional Engineers and Geoscientists of British Columbia, a Fellow of Australasian Institute of Mining and Metallurgy and is a "qualified person", as defined in NI 43-101.

This presentation uses the terms "indicated resources" and "inferred resources". U.S. investors are advised that while these terms are recognized and required by Canadian regulations, the U.S. Securities and Exchange Commission (the "SEC") does not recognize them. "Inferred Resources" have a great amount of uncertainty as to their existence and their economic and legal feasibility. It cannot be assumed that all or any part of an Inferred Resource will ever be upgraded to a higher category. Under Canadian rules, estimates of "Inferred Resources" may not form the basis of feasibility or other economic studies. U.S. investors are also cautioned not to assume that all or any part of an "Inferred Mineral Resource" exists, or is economically or legally mineable. In addition, the terms "mineral reserve" and "probable mineral reserve" are Canadian mining terms, the definitions of which differ from the definitions of the SEC. Under SEC Industry Guide 7 standards, a "final" or "bankable" feasibility study is required to report reserves, the three-year historical average price is used in any reserve or cash flow analysis to designate reserves and the primary environmental analysis or report must be filed with the appropriate governmental authority.



# Minco Silver Corporation

Minco Silver is a Canadian based mining company focusing on the exploration and development of mineral resource projects.



# MSV: Corporate Snapshot

## Capital Structure & Ownership



SHARES	As at December 31, 2017
Shares Outstanding	60,704,748
Options	6,150,337
Performance Share Units	1,000,000
Fully Diluted	67,855,085
52 week Lo/Hi	C\$0.59 - C\$1.74

CAPITALIZATION	As at December 31, 2017
Market Capitalization	C\$51,599,036
Working Capital	C\$47,636,526

SHAREHOLDERS WITH MORE THAN 10% HOLDINGS	As at December 31, 2017
Minco Gold	18.04%
Blue Sky Strategic Holdings	13.72



# Changkeng Gold - Overview

On July 35, 2015 the Company acquired a 51% in interest in the Changkeng Gold Project. Changkeng is adjacent to the Fuwan Silver deposit.

## Location

- 45 km southwest of Guangzhou, the fourth largest city in China with 13 million people and the capital city of Guangdong Province.
- Excellent infrastructure

## Project Resource Estimate

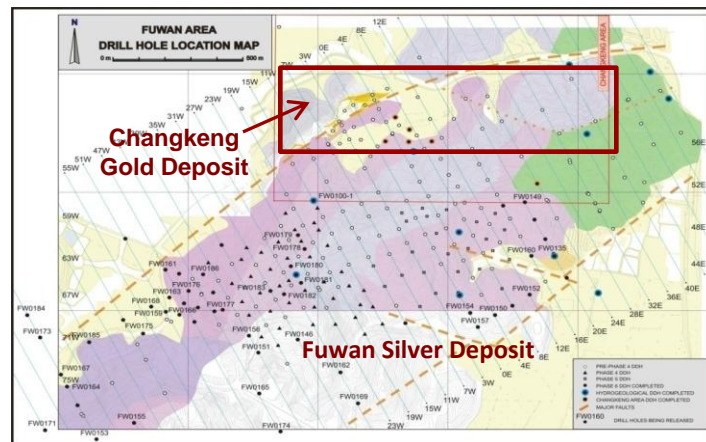
- "Carlin-Style" gold deposit extending from surface to 250 m depth
- NI 43-101 Gold Resources Estimate\* at 1.2 g/t AuEq\*\* Cut-off Grade:

Classification	Tonnes	Au (g/t)	Au (oz)	Ag (g/t)	Ag (oz)
Indicated	3,961,000	4.89	623,100	11.2	1,423,000
Inferred	4,001,000	3.01	386,800	9.5	1,218,000

- P.R. China Internal Resource Report of the Changkeng Gold and Silver Deposits approved by the Ministry of Land and Natural Resources.

\* NI 43-101 TECHNICAL REPORT titled "Technical Report and Updated Resource Estimate on the Changkeng Gold Property Guangdong Province, China", Tracy Armstrong, P.Geo. Ontario, Eugene Puritch, P.Eng. Ontario, and Antoine Yassa, P.Geo. Quebec, all of P&E Mining Consultants Inc., Brampton, Ontario, Canada. Effective Date: February 21, 2009.

\*\* The AuEq grade was calculated from metal prices of US\$800/oz Au and US\$14/oz Ag with respective recoveries of 95% and 90%.



**Changkeng Gold is located immediately north of the Fuwan Silver Project**



# Fuwan Silver Project

Located in Guangdong Province, 45 km southwest of Guangzhou, China's 4<sup>th</sup> largest city.



## Location

- 1 hour drive from Guangzhou
- Approx. 3 hour drive, or ferry ride from Hong Kong

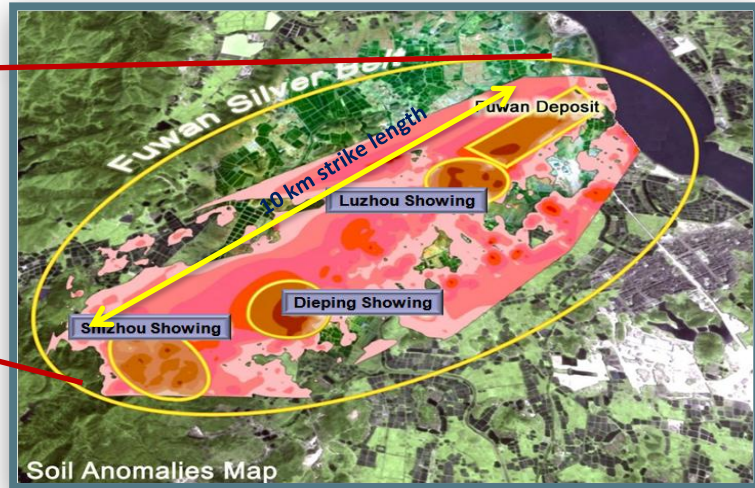
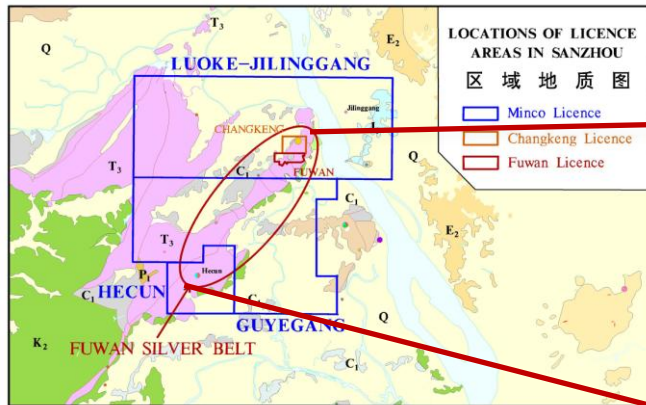
## Ownership

- Minco Silver, through it's operating Company Foshan Minco, beneficially owns 100% interest in the Fuwan Silver Project
- Subject to a 10% net profit interest by Guangdong Geological Exploration & Development Corporation, a government entity





# Exploration Permits

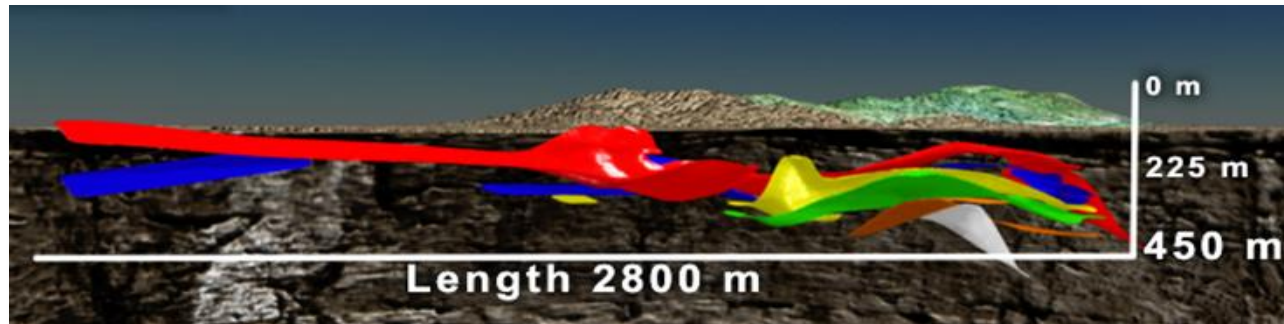


- 4 permits covering 172.5 km<sup>2</sup> with only a small portion explored to date
- Luoke permit on the main deposit area of the Fuwan project
- 2 additional permits on the Fuwan silver belt
- Focusing on Luoke permit

- Excellent potential to upgrade current indicated and inferred resources
- 10 km strike length provides excellent exploration opportunity



# Fuwan Silver Deposit



Longitudinal section

- Silver zones are shallow (250-450 m deep), high grade, flat-lying, and strata bound
- Hosted mainly within the unconformity between Carboniferous limestone and sandstone
- Eight silver zones controlled by a NE trending syncline
- Total strike length is 2,800 m, deposit remains open along strike to the southwest and down dip to the southeast





# Reserve / Resource Statement\* (NI 43-101)

RESERVES***	tonnes	Ag (g/t)	Ag (oz)	Au (g/t)	Pb (%)	Zn (%)
Probable Reserve (Diluted - In Situ)	9,118,000	189	55,300,000	0.15	0.20	0.57
<i>~~~ all of the economics contained in the Feasibility Study are derived from the Probable Reserves only ~~~</i>						
RESOURCES*						
<b>Indicated</b>						
Fuwan Permits	13,948,000	188	84,268,000	0.17	0.20	0.56
Changkeng Permits**	2,027,000	142	9,235,000	0.40	0.20	0.61
<b>Total Indicated Resources</b>	<b>15,975,000</b>	<b>182</b>	<b>93,503,000</b>	<b>0.20</b>	<b>0.20</b>	<b>0.57</b>
<b>Inferred</b>						
Fuwan Permits	10,241,000	171	56,147,000	0.26	0.26	0.72
Changkeng Permits**	1,049,000	212	7,136,000	0.29	0.37	0.86
<b>Total Inferred Resources</b>	<b>11,290,000</b>	<b>174</b>	<b>63,283,000</b>	<b>0.26</b>	<b>0.27</b>	<b>0.73</b>


\* NI 43-101 & NI 43-101F1 TECHNICAL REPORT Tracy Armstrong, P. Geo., Eugene Puritch, P. Eng., Antoine Yassa, P. Geo., P&E Mining Consultants Inc. Brampton, Ontario, Canada. Report No. 144, Effective Date: December 2, 2007, Signing Date: January 25, 2008 (with 40 g/t cut off)

\*\* Resources reported on the Changkeng permit represents 51% of the actual resources and reflects Minco's actual ownership of the Changkeng portion

\*\*\* FUWAN SILVER PROJECT FEASIBILITY STUDY TECHNICAL REPORT, EFFECTIVE DATE: SEPTEMBER 1, 2009, ISSUE DATE: OCTOBER 23, 2009, Prepared by: Jianhui (John) Huang, P.Eng., S. Byron V. Stewart, P.Eng., Aleksandar (Sasha) Živković, P.Eng., Scott Cowie, B.Eng., MAuSIMM, (Wardrop, A Tetra Tech Company), and Eugene Puritch, P.Eng., (P&E Mining Consultants Inc.)



# Ore Body Schematic



**Red - Probable reserves**

Model is not rendered to scale



# Fuwan Feasibility Study\* Highlights

## Study

- Completed by Wardrop, NERIN & ERM to International Standards

## Reserve/Resources

- Please refer to Resource Reserve Statement (see Slide 8)

## Mining

- Decline access
- Underground mechanized mining
- Combination of cut & fill, drift & fill, room & pillar

## Processing

- 3,000 tpd, conventional floatation
- Estimated 5.5 million oz p.a.
- End products: silver/lead & zinc/silver concentrates
- Metallurgical silver recovery of 91%



# Economic Indicators

(FUWAN PROJECT FEASIBILITY STUDY, SEP 2009)

KEY INDICATORS	Results (in US dollars)
Probable Reserve of Silver (9.118 Mt averaging 189 g/t of Silver)	55 million oz
Mine Life	9.2 years
Metallurgical Silver Recovery	91%
<b>Average Annual Silver Recovery</b>	<b>5.5 million oz</b>
<b>Operating Costs (per tonne ore processed)</b> (Mining = \$18.01; Processing = \$9.90; Tailings = \$1.13; G&A = \$4.78; Surface = \$0.60)	<b>\$34.42</b>
<b>Cash Cost per Payable ounce of Silver</b>	<b>\$5.65 (per oz)</b>
Pre-Production Capital Costs (CAPEX)	\$ 73.1 million
Total Revenue*	\$648.2 million
Total Operating Cost	\$313.8 million
Total Royalty Payment	\$ 24.3 million
<b>Total Operating Cash Flow</b>	<b>\$310.0 million</b>
NPV @ 8% Discount Rate	\$ 95.3 million
NPV @ 6% Discount Rate	\$111.5 million
Pre-Tax IRR	33.2%
<b>Payback Period of Pre-Production Capital Costs</b>	<b>2.3 years</b>
Construction Period	20 – 24 months

\* Base Case Silver price used **\$13.57 per oz**, 3 year rolling average as at April 29, 2009 . FUWAN SILVER PROJECT FEASIBILITY STUDY TECHNICAL REPORT, EFFECTIVE DATE: SEPTEMBER 1, 2009, ISSUE DATE: OCTOBER 23, 2009, Prepared by: Jianhui (John) Huang, P.Eng., S. Byron V. Stewart, P.Eng., Aleksandar (Sasha) Živković, P.Eng., Scott Cowie, B.Eng. MAUSIMM, (Wardrop, A Tetra Tech Company) and Eugene Puritch, P.Eng. (P&E Mining Consultants Inc.)

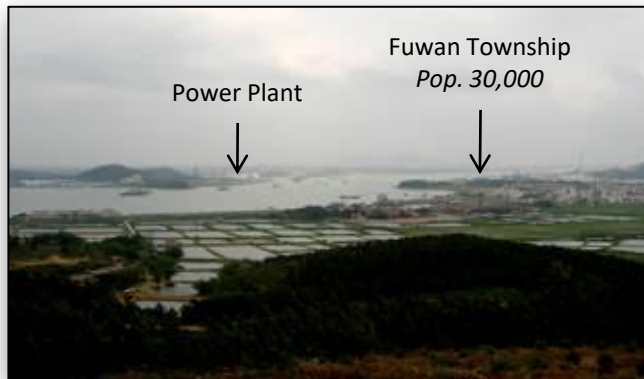


# Project Infrastructure

## EXCELLENT INFRASTRUCTURE

- Accessible by paved highway & nearby waterway
- Power, water, fuel & supplies easily are obtainable

Paved highway near Fuwan



Eastern view from Fuwan Deposit

• Property accommodates; processing plant, tails storage facility

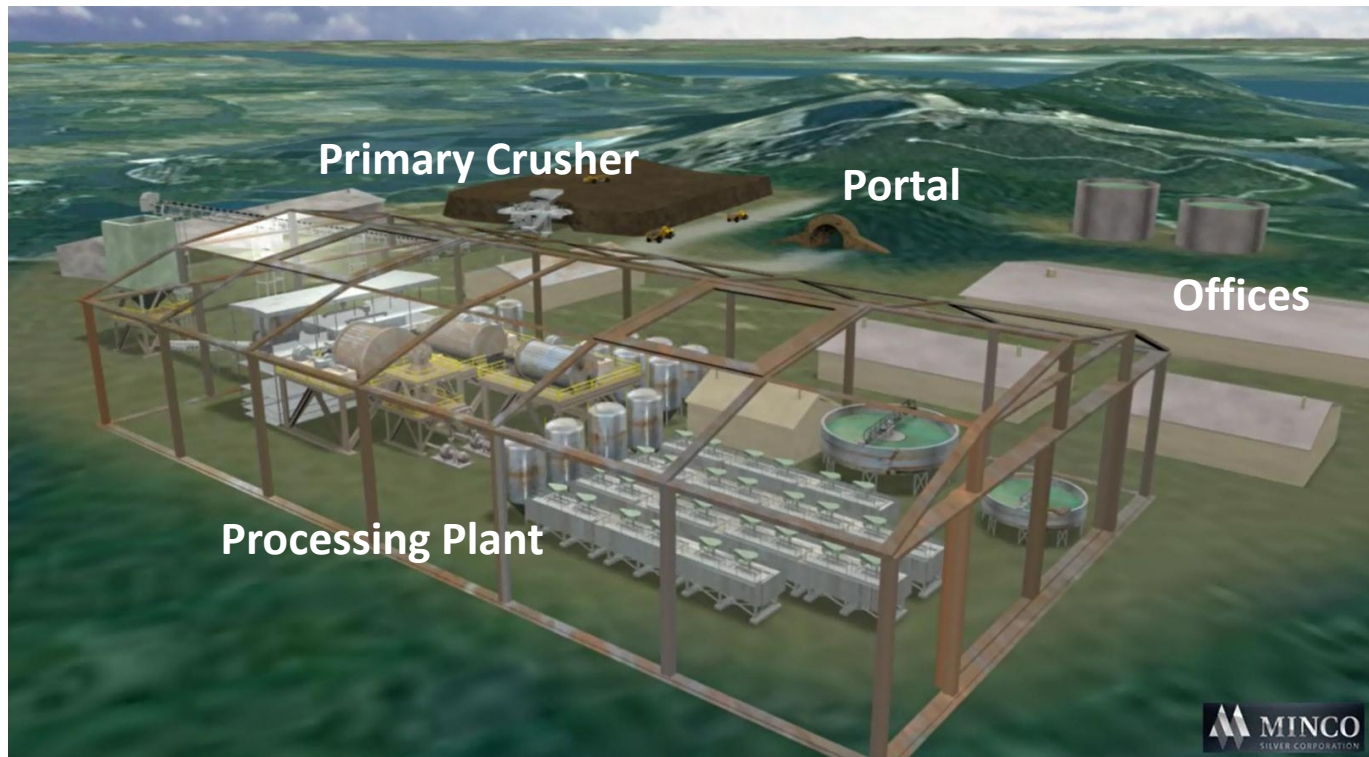
• General labour readily accessible

• Supporting industries in close proximity





# Fuwan Feasibility Study Surface Layout



# Permitting Status

## APPROVED

- Chinese exploration report, approved by MOLAR (Ministry of Land and Resources)
- Chinese Preliminary Feasibility Study
- Project approved by Gaoming County Government
- Project approved by Gaoyao County Government
- Soil and Water Conservation Plan
- Mining Area Permit approved by MOLAR
- Land use permit
- Geological Hazard Assessment
- Mine Geological Environment Treatment Plan

## STUDIES

- Water Monitoring Study Completed
- Preliminary Mine Design

## TO BE COMPLETED

- Regulatory EIA
- Final Mine Design
- Mining Licence



# Our Strategy - Advantage

## TO BECOME A MID-TIER SILVER & GOLD PRODUCER


- Putting the Fuwan and Changkeng project into production
- M&A's of properties aligning with our corporate goals
- Mergers & Acquisitions

## THE ADVANTAGES (Mining in China)

- Low capital and operating costs
- Cost effective mining and equipment costs
- Labor costs lower than in most mining jurisdictions

## CLOSE TO END MARKET

- Numerous smelters in area wanting to purchase concentrates
- Third largest silver producing nation
- Large silver consumers



# Senior Management

## Dr. Ken Z. Cai

### *President, Chairman & Chief Executive Officer*

- Ph.D. in Mineral Economics - Queen's University, Canada
- 31 years experience in mineral exploration, project evaluation, finance, and company management
- High level contacts with the Chinese government and within the mining community



## Larry Tsang

### *Chief Financial Officer.*


- Bachelor's Degree in Technology (Accounting) from BCIT in Canada
- More than 12 years of working experience in auditing, accounting, taxation, and finance for both private and public companies.
- Currently the CFO of Minco Gold Corporation, Minco Base Metals Corporation, and a director of Grand Peak Capital Corp.



## Jennifer Trevitt

### *Vice President Corporate Affairs & Corporate Secretary*

- Capilano University certified Paralegal
- 19 years experience working for Canadian and US public companies in the Securities/Corporation Finance Industry
- Paralegal for the Insurance Corporation of British Columbia for 7 years
- Vice President Corporate Affairs and Corporate Secretary for Minco Gold Corporation and Minco Base Metals Corporation and a director of Pacific Link Mining Corp.



# Board Members

**Wayne Spilsbury, P.Geo.**
**Director**

*(Audit Committee, Compensation Committee, Nominating Committee)*

- B.Sc. (Honors Geology) (1973 UBC)
- M.Sc. (Applied Geology) (1982 Queens University)
- 35 years mining experience
- 28 years with Teck Cominco Limited
- Member of the Engineers and Geoscientists BC, a Member of Australian Institute of Geoscientists, a Fellow of the Australasian Institute of Mining,

**George Lian**
**Director**

*(Audit Committee, Compensation Committee, Nominating Committee)*

- MA degree in Economics from Concordia University,
- MBA degree from Shanghai Jiao Tong University, Shanghai, China
- licensed lawyer
- Practiced law in Guangzhou, Guangdong, China
- Advisor to many private investment and media companies in Canada
- President of Canada China Business Association, Canada
- Director of several charity societies in Canada.

**Tim Sun**
**Director**

*(Compensation Committee, Nominating Committee)*

- Ph.D. Mining Engineer, from Queens University, Canada
- More that 20 years field experience in large scale mining and exploration projects in Canada, Mongolia, Australia, Central Asia and China
- Director & Chairman of FeOreLtd (ASX:FEO)
- Served as Chief Representative & Country Manager for Ivanhoe
- Served as Chief Representative in China for Griffin Mining
- Served as V.P. China for Asian Minerals Corp.
- Serves as Director of China Gold Corp, and Norton Gold Fields.

**Maria Tang, CA, CPA (Delaware)**
**Director**

*(Audit Committee)*

- B.Sc. degree in Chemistry (*Honors*) – Nankai University, China
- Holds both a CA and US CPA designation,
- More than 10 years of work experience in the accounting and finance industry
- 5 years of extensive audit experience in publicly traded companies whose operations are in China
- High understanding of business in China..





## NOTES

[illegible]

2772-1055 West Georgia St.  
PO Box 11176 RCM  
Vancouver, B.C.  
Canada V6E 3R5

T.F. 1. 888. 288. 8288  
TEL 604. 688. 8002  
Fax 604. 688. 8030

[pr@mincomining.ca](mailto:pr@mincomining.ca)  
[www.mincosilver.ca](http://www.mincosilver.ca)

TSX:MSV OTCQX:MISVF